

PRINCE PASTIS DE MARSEILLE


ANISE LIQUEUR

TASTING NOTES

- ◆ Root-like, earthy flavor.
- ◆ Clear anise aroma.
- ◆ Long & warming finish.



FLIP UP FOR A COCKTAIL RECIPE!



PRINCE PASTIS DE MARSEILLE


ANISE LIQUEUR

TASTING NOTES

- ◆ Root-like, earthy flavor.
- ◆ Clear anise aroma.
- ◆ Long & warming finish.



FLIP UP FOR A COCKTAIL RECIPE!



PRINCE PASTIS DE MARSEILLE


ANISE LIQUEUR

TASTING NOTES

- ◆ Root-like, earthy flavor.
- ◆ Clear anise aroma.
- ◆ Long & warming finish.



FLIP UP FOR A COCKTAIL RECIPE!



PRINCE PASTIS DE MARSEILLE

ANISE LIQUEUR

TASTING NOTES

- ◆ Root-like, earthy flavor.
- ◆ Clear anise aroma.
- ◆ Long & warming finish.



FLIP UP FOR A COCKTAIL RECIPE!



Also enjoy over crushed ice, or diluted with cold mineral water!

MARSEILLE MULE

✦ INGREDIENTS

1 oz Prince Pastis
Ginger Beer
Lime

✦ INSTRUCTIONS

Slice & crush lime into the bottom of tumbler glass. Add Prince Pastis de Marseille & fill with ice. Top with ginger beer, then garnish with a lime twist.



FOR MORE INFO REGARDING THIS PRODUCT VISIT
PREISSIMPORTS.COM



Also enjoy over crushed ice, or diluted with cold mineral water!

MARSEILLE MULE

✦ INGREDIENTS

1 oz Prince Pastis
Ginger Beer
Lime

✦ INSTRUCTIONS

Slice & crush lime into the bottom of tumbler glass. Add Prince Pastis de Marseille & fill with ice. Top with ginger beer, then garnish with a lime twist.



FOR MORE INFO REGARDING THIS PRODUCT VISIT
PREISSIMPORTS.COM



Also enjoy over crushed ice, or diluted with cold mineral water!

MARSEILLE MULE

✦ INGREDIENTS

1 oz Prince Pastis
Ginger Beer
Lime

✦ INSTRUCTIONS

Slice & crush lime into the bottom of tumbler glass. Add Prince Pastis de Marseille & fill with ice. Top with ginger beer, then garnish with a lime twist.



FOR MORE INFO REGARDING THIS PRODUCT VISIT
PREISSIMPORTS.COM



Also enjoy over crushed ice, or diluted with cold mineral water!

MARSEILLE MULE

✦ INGREDIENTS

1 oz Prince Pastis
Ginger Beer
Lime

✦ INSTRUCTIONS

Slice & crush lime into the bottom of tumbler glass. Add Prince Pastis de Marseille & fill with ice. Top with ginger beer, then garnish with a lime twist.



FOR MORE INFO REGARDING THIS PRODUCT VISIT
PREISSIMPORTS.COM

HOW TO

PRINTING INSTRUCTIONS



PREISS
— IMPORTS —

- ✦ After selecting how many copies you would like to print, select a page range of 1-2 only, to avoid printing multiple copies of this instruction page.
- ✦ Make sure the page is set to landscape orientation (11" x 8.5") in page setup.
- ✦ Select double, or two-sided printing, and then select the "flip on short edge" option.