


LIQUEUR DE FRAMBOISE RASPBERRY LIQUEUR

TASTING NOTES

- ♦ Beautiful red hues & pleasant, supple sweetness.
- ♦ Exceptionally bright, fruity aromas.



FLIP UP FOR A COCKTAIL RECIPE!





LIQUEUR DE FRAMBOISE RASPBERRY LIQUEUR

TASTING NOTES

- ♦ Beautiful red hues & pleasant, supple sweetness.
- ♦ Exceptionally bright, fruity aromas.



FLIP UP FOR A COCKTAIL RECIPE!




LIQUEUR DE FRAMBOISE RASPBERRY LIQUEUR

TASTING NOTES

- ♦ Beautiful red hues & pleasant, supple sweetness.
- ♦ Exceptionally bright, fruity aromas.



FLIP UP FOR A COCKTAIL RECIPE!



LIQUEUR DE FRAMBOISE RASPBERRY LIQUEUR

TASTING NOTES

- ♦ Beautiful red hues & pleasant, supple sweetness.
- ♦ Exceptionally bright, fruity aromas.



FLIP UP FOR A COCKTAIL RECIPE!





Best served neat as a digestif!

RASPBERRY LEMON DROP

◆ INGREDIENTS

- 2 oz Vodka
- 1 oz Liqueur de Framboise
- 1 oz Fresh Lemon Juice
- 1-3 Fresh Raspberries

◆ INSTRUCTIONS

Rub rim of martini glass with lemon wedge & coat with sugar. Place raspberries in bottom of glass. Add remaining ingredients to shaker with ice. Shake & strain into glass & serve.

PREISS
— IMPORTS —

FOR MORE INFO REGARDING THIS PRODUCT VISIT
PREISSIMPORTS.COM



Best served neat as a digestif!

RASPBERRY LEMON DROP

◆ INGREDIENTS

- 2 oz Vodka
- 1 oz Liqueur de Framboise
- 1 oz Fresh Lemon Juice
- 1-3 Fresh Raspberries

◆ INSTRUCTIONS

Rub rim of martini glass with lemon wedge & coat with sugar. Place raspberries in bottom of glass. Add remaining ingredients to shaker with ice. Shake & strain into glass & serve.

PREISS
— IMPORTS —

FOR MORE INFO REGARDING THIS PRODUCT VISIT
PREISSIMPORTS.COM



Best served neat as a digestif!

RASPBERRY LEMON DROP

◆ INGREDIENTS

- 2 oz Vodka
- 1 oz Liqueur de Framboise
- 1 oz Fresh Lemon Juice
- 1-3 Fresh Raspberries

◆ INSTRUCTIONS

Rub rim of martini glass with lemon wedge & coat with sugar. Place raspberries in bottom of glass. Add remaining ingredients to shaker with ice. Shake & strain into glass & serve.

PREISS
— IMPORTS —

FOR MORE INFO REGARDING THIS PRODUCT VISIT
PREISSIMPORTS.COM



Best served neat as a digestif!

RASPBERRY LEMON DROP

◆ INGREDIENTS

- 2 oz Vodka
- 1 oz Liqueur de Framboise
- 1 oz Fresh Lemon Juice
- 1-3 Fresh Raspberries

◆ INSTRUCTIONS

Rub rim of martini glass with lemon wedge & coat with sugar. Place raspberries in bottom of glass. Add remaining ingredients to shaker with ice. Shake & strain into glass & serve.

PREISS
— IMPORTS —

FOR MORE INFO REGARDING THIS PRODUCT VISIT
PREISSIMPORTS.COM

HOW TO

PRINTING INSTRUCTIONS



PREISS
— IMPORTS —

- ✦ After selecting how many copies you would like to print, select a page range of 1-2 only, to avoid printing multiple copies of this instruction page.
- ✦ Make sure the page is set to landscape orientation (11" x 8.5") in page setup.
- ✦ Select double, or two-sided printing, and then select the "flip on short edge" option.