


EAU-DE-VIE DE FRAMBOISE RASPBERRY BRANDY

TASTING NOTES

- ✦ Made from cultivated & wild raspberries.
- ✦ Bouquet with sugar aromas.
- ✦ Bright & lively with green, leafy undertones.



FLIP UP FOR A COCKTAIL RECIPE!




EAU-DE-VIE DE FRAMBOISE RASPBERRY BRANDY

TASTING NOTES

- ✦ Made from cultivated & wild raspberries.
- ✦ Bouquet with sugar aromas.
- ✦ Bright & lively with green, leafy undertones.



FLIP UP FOR A COCKTAIL RECIPE!




EAU-DE-VIE DE FRAMBOISE RASPBERRY BRANDY

TASTING NOTES

- ✦ Made from cultivated & wild raspberries.
- ✦ Bouquet with sugar aromas.
- ✦ Bright & lively with green, leafy undertones.



FLIP UP FOR A COCKTAIL RECIPE!



EAU-DE-VIE DE FRAMBOISE RASPBERRY BRANDY

TASTING NOTES

- ✦ Made from cultivated & wild raspberries.
- ✦ Bouquet with sugar aromas.
- ✦ Bright & lively with green, leafy undertones.



FLIP UP FOR A COCKTAIL RECIPE!





Best served neat as a digestif!

RASPBERRY COLLINS

◆ INGREDIENTS

2 oz Framboise Brandy
1 oz Fresh Lemon Juice
½ oz Simple Syrup
Club Soda
Fresh Raspberries

◆ INSTRUCTIONS

Add first 3 ingredients with ice to a shaker & shake thoroughly. Strain over ice into a Collins glass. Top with soda water & garnish with a lemon wheel & fresh raspberries.

PREISS
— IMPORTS —

FOR MORE INFO REGARDING THIS PRODUCT VISIT
PREISSIMPORTS.COM



Best served neat as a digestif!

RASPBERRY COLLINS

◆ INGREDIENTS

2 oz Framboise Brandy
1 oz Fresh Lemon Juice
½ oz Simple Syrup
Club Soda
Fresh Raspberries

◆ INSTRUCTIONS

Add first 3 ingredients with ice to a shaker & shake thoroughly. Strain over ice into a Collins glass. Top with soda water & garnish with a lemon wheel & fresh raspberries.

PREISS
— IMPORTS —

FOR MORE INFO REGARDING THIS PRODUCT VISIT
PREISSIMPORTS.COM



Best served neat as a digestif!

RASPBERRY COLLINS

◆ INGREDIENTS

2 oz Framboise Brandy
1 oz Fresh Lemon Juice
½ oz Simple Syrup
Club Soda
Fresh Raspberries

◆ INSTRUCTIONS

Add first 3 ingredients with ice to a shaker & shake thoroughly. Strain over ice into a Collins glass. Top with soda water & garnish with a lemon wheel & fresh raspberries.

PREISS
— IMPORTS —

FOR MORE INFO REGARDING THIS PRODUCT VISIT
PREISSIMPORTS.COM



Best served neat as a digestif!

RASPBERRY COLLINS

◆ INGREDIENTS

2 oz Framboise Brandy
1 oz Fresh Lemon Juice
½ oz Simple Syrup
Club Soda
Fresh Raspberries

◆ INSTRUCTIONS

Add first 3 ingredients with ice to a shaker & shake thoroughly. Strain over ice into a Collins glass. Top with soda water & garnish with a lemon wheel & fresh raspberries.

PREISS
— IMPORTS —

FOR MORE INFO REGARDING THIS PRODUCT VISIT
PREISSIMPORTS.COM

HOW TO

PRINTING INSTRUCTIONS



PREISS
— IMPORTS —

- ✦ After selecting how many copies you would like to print, select a page range of 1-2 only, to avoid printing multiple copies of this instruction page.
- ✦ Make sure the page is set to landscape orientation (11" x 8.5") in page setup.
- ✦ Select double, or two-sided printing, and then select the "flip on short edge" option.