

QUINOA ORGANIC VODKA




TASTING NOTES

- ♦ Green & fruity to the palate.
- ♦ Creamy almond milk & limestone finish.



FLIP UP FOR A COCKTAIL RECIPE!



QUINOA ORGANIC VODKA

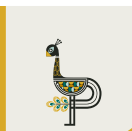


TASTING NOTES

- ♦ Green & fruity to the palate.
- ♦ Creamy almond milk & limestone finish.



FLIP UP FOR A COCKTAIL RECIPE!



QUINOA ORGANIC VODKA




TASTING NOTES

- ♦ Green & fruity to the palate.
- ♦ Creamy almond milk & limestone finish.



FLIP UP FOR A COCKTAIL RECIPE!



QUINOA ORGANIC VODKA



TASTING NOTES

- ♦ Green & fruity to the palate.
- ♦ Creamy almond milk & limestone finish.



FLIP UP FOR A COCKTAIL RECIPE!





1% of Revenue Returned to the
Farming Community.

FORD'S COCKTAIL

✦ INGREDIENTS

2 oz FAIR® Quinoa Vodka
¾ oz Dry Vermouth
¼ oz Orange Curaçao
2 Dashes Orange Bitters

✦ INSTRUCTIONS

*Stir all ingredients together.
Strain into a chilled martini
glass or coupe.*

PREISS
— IMPORTS —

FOR MORE INFO REGARDING THIS PRODUCT VISIT
PREISSIMPORTS.COM



1% of Revenue Returned to the
Farming Community.

FORD'S COCKTAIL

✦ INGREDIENTS

2 oz FAIR® Quinoa Vodka
¾ oz Dry Vermouth
¼ oz Orange Curaçao
2 Dashes Orange Bitters

✦ INSTRUCTIONS

*Stir all ingredients together.
Strain into a chilled martini
glass or coupe.*

PREISS
— IMPORTS —

FOR MORE INFO REGARDING THIS PRODUCT VISIT
PREISSIMPORTS.COM



1% of Revenue Returned to the
Farming Community.

FORD'S COCKTAIL

✦ INGREDIENTS

2 oz FAIR® Quinoa Vodka
¾ oz Dry Vermouth
¼ oz Orange Curaçao
2 Dashes Orange Bitters

✦ INSTRUCTIONS

*Stir all ingredients together.
Strain into a chilled martini
glass or coupe.*

PREISS
— IMPORTS —

FOR MORE INFO REGARDING THIS PRODUCT VISIT
PREISSIMPORTS.COM



1% of Revenue Returned to the
Farming Community.

FORD'S COCKTAIL

✦ INGREDIENTS

2 oz FAIR® Quinoa Vodka
¾ oz Dry Vermouth
¼ oz Orange Curaçao
2 Dashes Orange Bitters

✦ INSTRUCTIONS

*Stir all ingredients together.
Strain into a chilled martini
glass or coupe.*

PREISS
— IMPORTS —

FOR MORE INFO REGARDING THIS PRODUCT VISIT
PREISSIMPORTS.COM

HOW TO

PRINTING INSTRUCTIONS



PREISS
— IMPORTS —

- ✦ After selecting how many copies you would like to print, select a page range of 1-2 only, to avoid printing multiple copies of this instruction page.
- ✦ Make sure the page is set to landscape orientation (11" x 8.5") in page setup.
- ✦ Select double, or two-sided printing, and then select the "flip on short edge" option.